


# BLOOMINGDALE HIGH SCHOOL

Your Support Team/Involvement/Social Media Outlets

AUGUST 5, 2021


# BULL NATION



Welcome to  
**BULL NATION**

# Administration

---



**Dr. Marcos Rodriguez**

Principal



**Dr. Nate Francis**

Assistant Principal for  
Curriculum



**Mrs. Sara Bogue**

Assistant Principal for  
Administration



**Mr. Thomas Snyder**

Assistant Principal for  
Student Affairs A-M



**Mrs. Latasha Scurry**

Assistant Principal for  
Student Affairs N-Z



**Mr. Austin Smith**

Culture/Climate Resource  
Teacher

# School Counseling Staff



Mrs. Romina McEachern



COUNSELOR A-C



Ms. Benita Holmes



COUNSELOR D-H



Mr. Joe Martino



COUNSELOR I-Mc



Mrs. Mandy Raschke



COUNSELOR Me-R



Mrs. Jennifer Young



COUNSELOR S-Z & ACCESS



Mrs. Mindy Edgeman



COLLEGE & CAREER



Ms. Breanna Nelson



PSYCHOLOGIST



Mrs. Laura Hogg



ACHIEVEMENT COACH



Ms. Charlene Torres



TESTING COORDINATOR



Mrs. Christin Herczeg



REGISTRAR



Ms. Sandi Santiago



DATA PROCESSOR



Mrs. Colleen Nevish



SECRETARY

# BloomingtondaleGuidance.org




## Scholarships

New scholarships  
regularly posted



## Dual Enrollment

Learn how to enroll for  
college credit from HCC



## Community Service

Find community service  
forms and opportunities



## Financial Aid

Learn how to pay for  
college



## College & Career

Find your path after  
graduation



## Resources

Handbooks, guides, and  
contacts

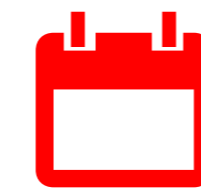
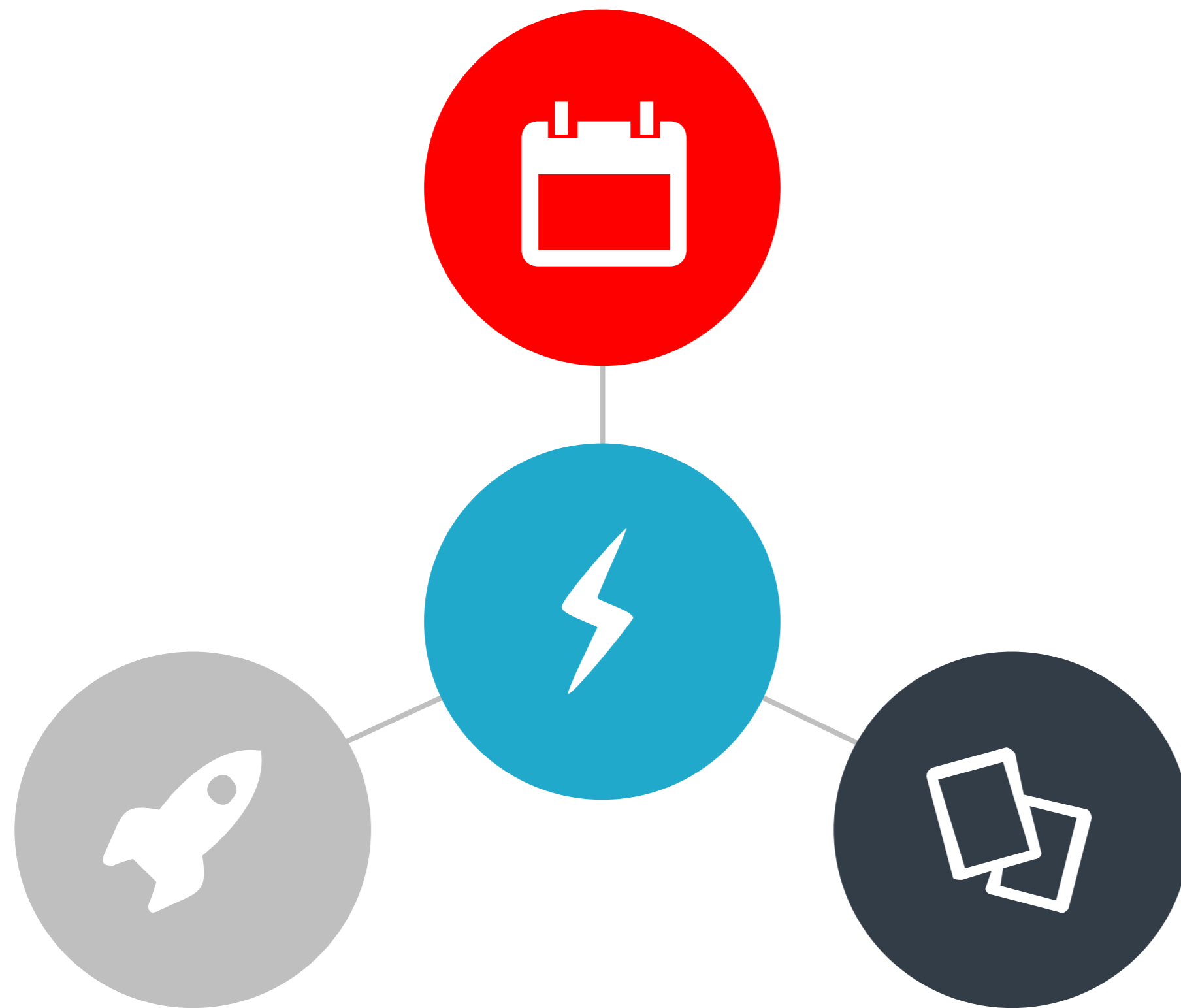

BLOOMINGDALE HIGH SCHOOL OPEN HOUSE

# Advice For Incoming Bulls!

---




# Community Service



## START EARLY

Students can begin completing community service hours the summer after completion of their 8th grade year.



## CREATE A PROPOSAL

Students must complete a proposal prior to starting their community service project. All proposals must be pre-approved.




## FIND AN OPPORTUNITY

Opportunities and a list of organizations are currently available on the Bloomington School Counseling Edsby website.

# Dual Enrollment

---



## WHAT IS IT?

Provides students with an opportunity to take college classes and earn college credit while in high school.

## ELIGIBILITY REQUIREMENTS

At a minimum, students must have an unweighted high school GPA of 3.0 or better. Many classes also require college ready test scores.

## SLS 1106 – First Year Experience


Dual enrollment class open to any student with a 3.0 unweighted GPA. Topics include study skills (organization, goal setting, etc.), college research, and major and career planning.





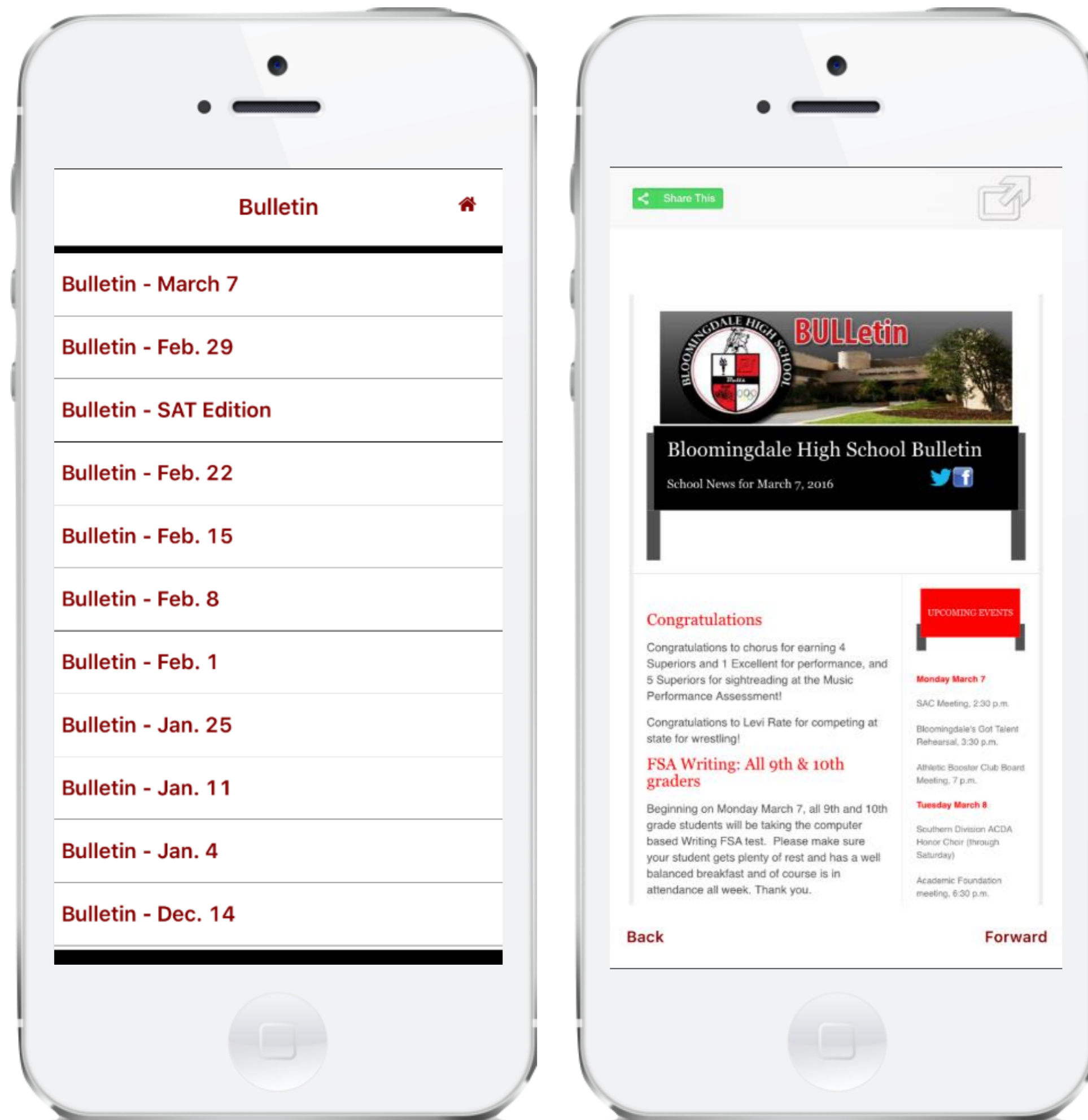

# Schedule Change Schedule

---




- Thursday, August 5th – Wednesday, August 11th
  - Errors, conflicts, and duplicates
- Thursday, August 12th
  - Senior electives
- Friday, August 13th
  - Junior electives
- Monday, August 14th
  - Sophomore electives
- Tuesday, August 15th
  - Freshmen electives
  
- Schedule changes will take place in the Media Center. On August 10th and 11th, students should report to the media center during the affected period. On elective change days, students should report to the media center during their lunch.

# Weekly Bulletin



## WEEKLY BULLETIN

Make sure your email address on your emergency card is correct to receive our weekly email newsletter on Sundays!




## Weekly Updates

Email Bulletin posted on website




## Course Directory

Learn about every course offered



## Directory

Find all teachers and staff



## Calendar

Find everything going on at Bloomingtondale



## Newsletters


Freshman guide, back to school, and more



## Club Directory


Coming before the start of the next school year

# Follow us on Twitter @BloomingtondaleSHS



## TWITTER


Follow us on Twitter for updates on academics, clubs and sports!



# Bloomingtondale Resource Page

☰ ▾ General Bloomingtondale Resources		✔	+	⋮
☰ 🔗	Bloomingtondale Website	✔		⋮
☰ 📄	Senior Exam Exemptions & Graduation Requirements	✔		⋮
☰ 🔗	21 22 Bus Routes	✔		⋮
☰ ▾ WBUL (school morning show)		✔	+	⋮
☰ 🔗	NHS 2021 Induction Ceremony.mp4	✔		⋮
☰ 🔗	WBUL News 05-03-21.mp4	✔		⋮

# Extracurricular Activities



## School Activities



- Sports teams
- Special-Interest clubs
- Co-curricular clubs: yearbook, Music/Arts, Student Government, WBUL (TV Production), Esports

## Community Activities



- Community theater, music and art groups
- Club sports
- Volunteer Opportunities

BLOOMINGDALE HIGH SCHOOL OPEN HOUSE

# Clubs & Volunteer Opportunities

---



# Club List



## Red

AVID  
BETA  
French Honor Society  
Freshmen Steering  
Junior Steering  
JROTC  
Science Honor Society  
Senior Steering  
Sophomore Steering  
Tri-M Honor Society  
ACAC  
eSports  
FCA Gym  
First Priority  
Hockey Club  
Key Club

## White

Commanders/Kitty Hawk/Marksmanship  
Computer Programming Club  
Gay Straight Alliance  
National English Honor Society  
National Honor Society  
Rho Kappa  
SAVE  
Spanish Honor Society  
Thespians  
Mock UN  
Mu Alpha Theta  
True Love Waits / Impact  
UNICEF  
Humane Society  
Medical Club  
Debate Club





## BLOOMINGDALE HIGH SCHOOL OPEN HOUSE

# Athletics



### FALL SPORTS

- Football
- Swim & Dive
- Volleyball
- Cross Country
- Golf



### WINTER SPORTS

- Competitive Cheerleading
- Basketball
- Soccer
- Wrestling



### SPRING SPORTS

- Baseball
- Softball
- Lacrosse
- Tennis
- Track
- Flag Football





# Bloomington High School Dress Code

Examples of Appropriate School Attire



Shoes shall be worn. Skate tennis shoes and bedroom slippers are unacceptable and not allowed.

Clothing that exposes the entire shoulder, tube tops, spaghetti straps, or similar type of clothing may only be worn with a blouse or shirt.

Clothing exposing the torso or the midriff, either front, back, or sides shall not be worn. Clothing shall not expose the mid-chest area.

Underwear shall not be visible.

Clothing not properly fastened or with tears that are indecent shall not be worn.

Clothing traditionally designed as undergarments or sleepwear shall not be worn as outer garments.

All pants and shorts shall be secured at the waist.

Boys' shirts shall have sleeves.



# Bloomington High School Dress Code

---



Mini-skirts, mini-dresses, and short shorts shall not be permitted. Hemlines shall be no shorter than fingertip length.




Head coverings shall not be worn in the building unless required for religious observance or health-related reasons.



Garments and/or jewelry that display or suggest sexual, vulgar, drug, gang, weapons, or alcohol-related wording or graphics, or that provoke or may tend to provoke violence or disruption in the school, shall not be worn.

Wallet chains shall not be worn.



# Bloomington High School Dress Code

Ejemplos de vestimenta escolar apropiada



Se deben usar zapatos. Los zapatos de skate y las pantuflas son inaceptables y no están permitidos.

La ropa que exponga todo el hombro, blusas de tubo, tirantes finos o un tipo de ropa similar solo se puede usar con una blusa o camisa.

No se debe usar ropa que exponga el torso o el abdomen, ya sea por delante, por detrás o por los lados. La ropa no debe exponer la zona media del pecho.

La ropa interior no debe ser visible.

No se debe usar ropa que no esté debidamente abrochada o con rasgaduras que sean indecentes.

La ropa diseñada tradicionalmente como ropa interior o ropa de dormir no se debe usar como ropa exterior.



Todos los pantalones y pantalones cortos deberán estar sujetos a la cintura.

Las camisas de los niños deben tener mangas..

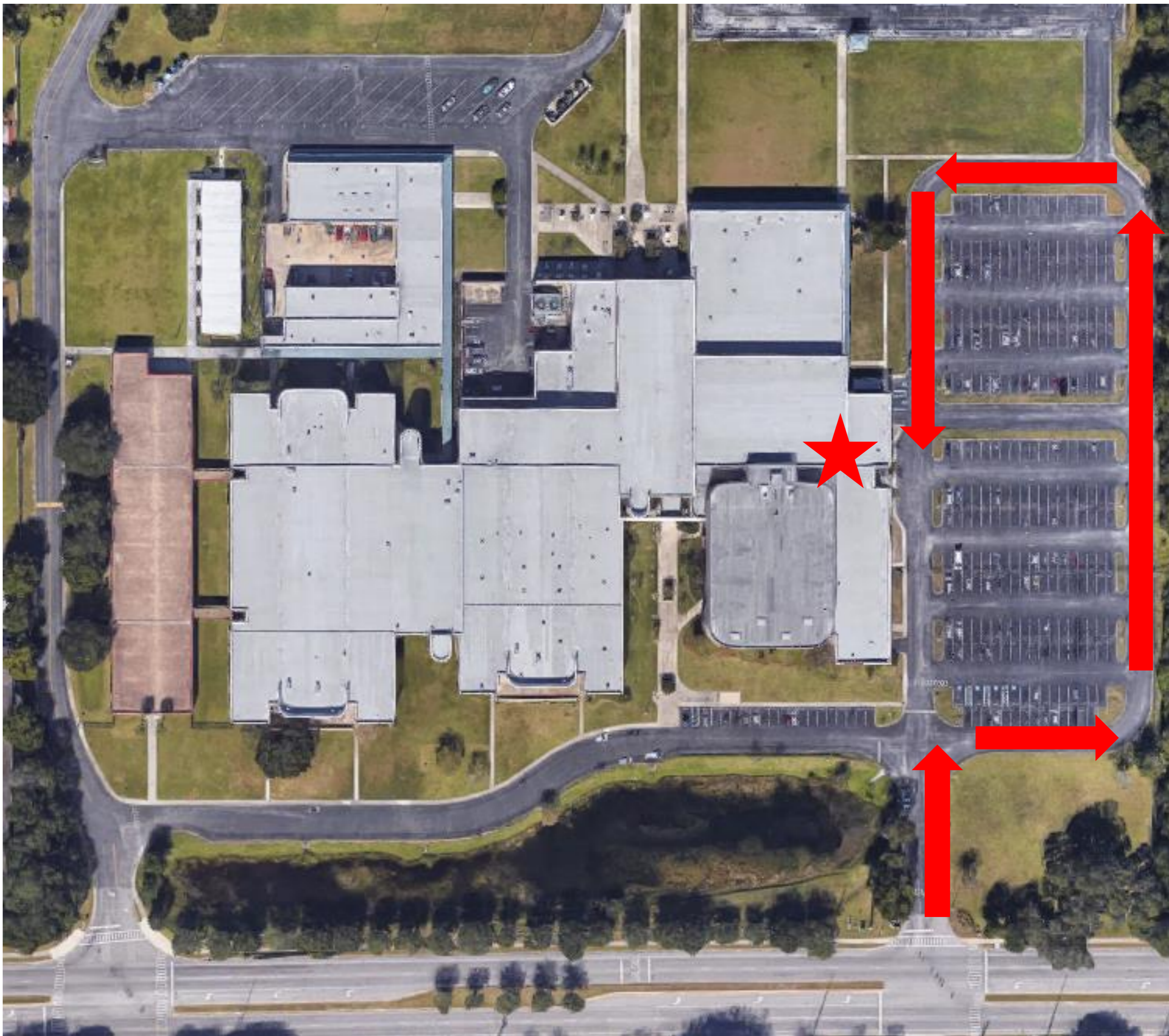


# Bloomington High School Dress Code

---

	<p>No se permitirán minifaldas, minivestidos y pantalones cortos. Los dobladillos no deben ser más cortos que la punta de los dedos.</p>
	<p>No se deben usar cubiertas para la cabeza en el edificio a menos que sea necesario por motivos religiosos o relacionados con la salud.</p>
	<p>No se deben usar prendas y / o joyas que muestren o sugieran palabras o gráficos sexuales, vulgares, de drogas, pandillas, armas o relacionados con el alcohol, o que provoquen o puedan tender a provocar violencia o interrupción en la escuela.</p>
	<p>No se deben usar cadenas de billetera.</p>


Parent drop off is on the right side of the building when facing the school from Bloomingdale Ave. Students will enter the building and be able to receive their breakfast before entering the gymnasium/lunch room.



Parent drop off route and location.





Bloomingdale Avenue



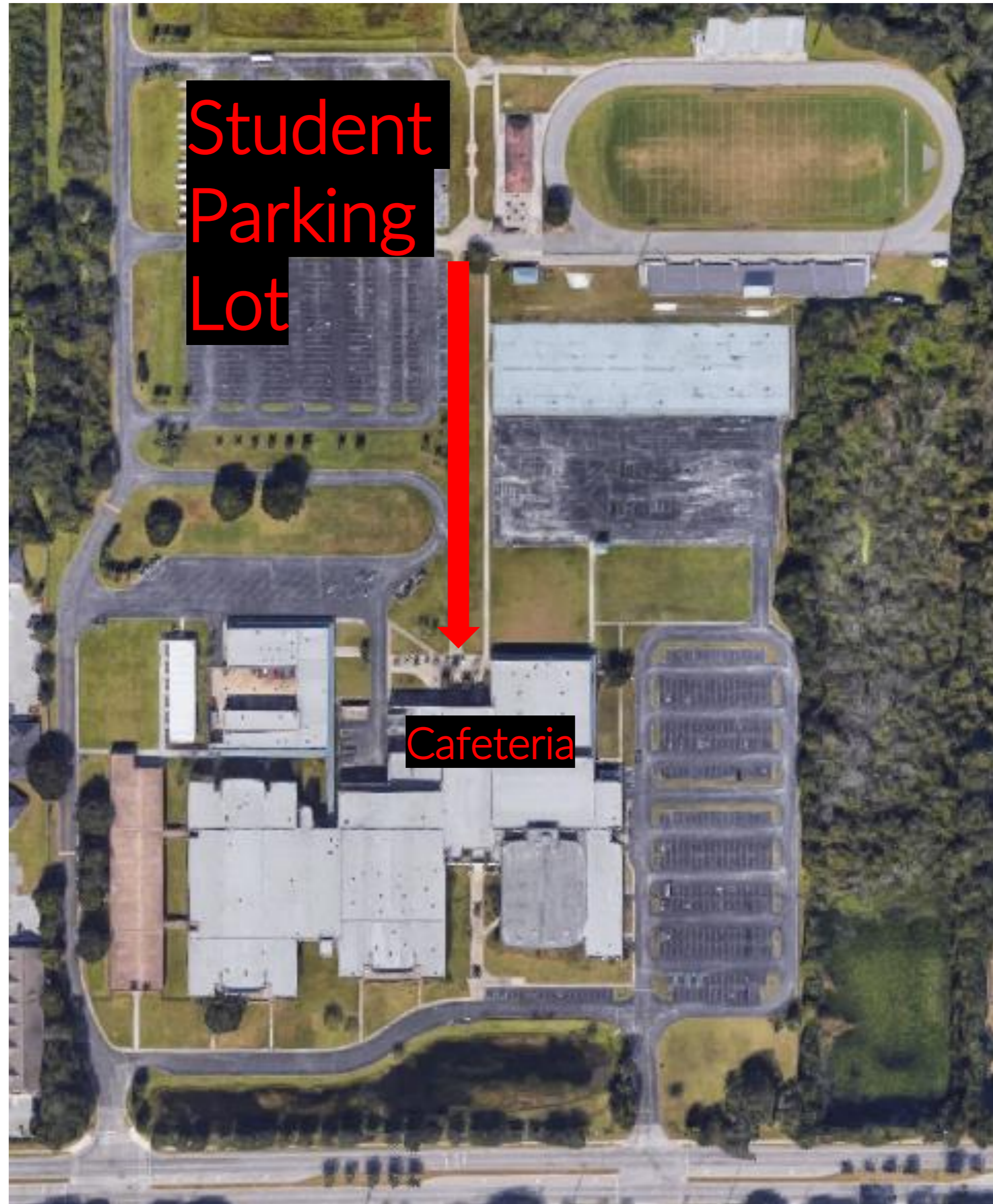
Bloomingdale Avenue

Students will exit the buses and head to the rear entrance to the school cafeteria. There they will be able to get their breakfast.



Bus riders drop off and route location.

Students who drive will park in the student lot, walk down the adjacent sidewalk and enter the school in the back of the cafeteria.



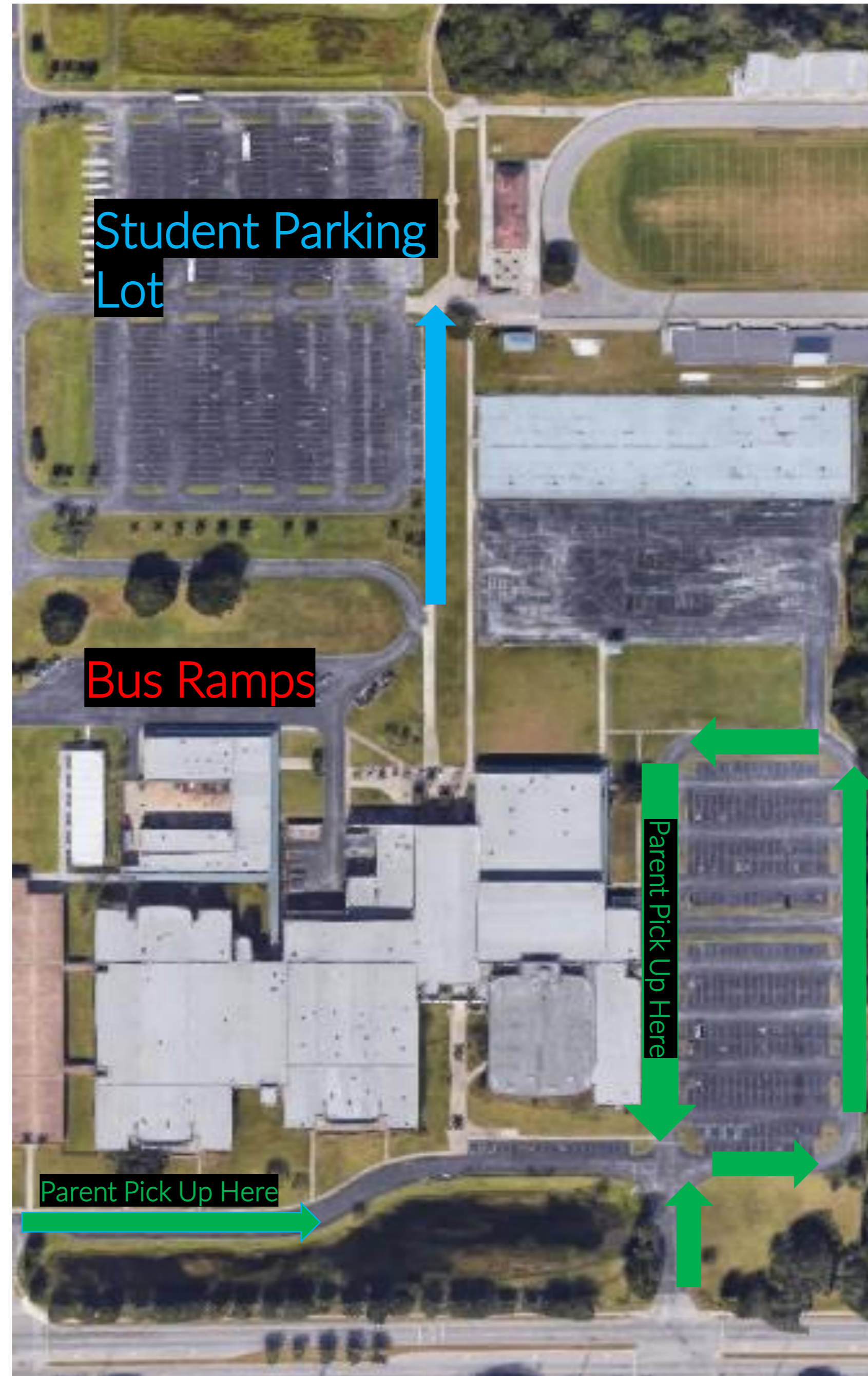
Bus riders drop off and route location.






Dismissal: Students who drive will follow the same route they came into the school to get to the student parking lot.

Dismissal: Bus Riders will head to the bus ramps and check the whiteboard in front of the busses for bus changes.



Dismissal: Parent pick up will occur in front or on the right side of the school building.

# Canvas Information



About canvas first visit  
[www.hillsboroughschools.org](http://www.hillsboroughschools.org)

A screenshot of the Hillsborough County Public Schools website. The header features the school district logo and the slogan "PREPARING STUDENTS FOR LIFE." Below the header is a navigation menu with links for Home, About, School Board, Superintendent, Students, Parents, Departments, and Employment. The main content area is a large banner with the text "THE FUTURE BEGINS HERE Rediscover Hillsborough Schools" and a photograph of two young girls in dance costumes. To the right of the banner, there is a partially visible text block that reads "A safe, sup environme before and Apply today!". At the bottom of the page is a utility bar with icons for Calendars, Athletic Tickets, Lunch Money, Canvas, Clever, Financial Status, and Get Schooled.


# Canvas Information



Next click the canvas icon.



The image shows a screenshot of the Hillsborough County Public Schools website. At the top, there is a banner with the school district's logo and the slogan "PREPARING STUDENTS FOR LIFE." Below the banner is a navigation menu with links for Home, About, School Board, Superintendent, Students, Parents, Departments, and Employment. The main content area features a large blue banner with the text "THE FUTURE BEGINS HERE Rediscover Hillsborough Schools" and an image of two young girls in dance costumes. To the right of this banner is a smaller section with the text "A safe, sup environme before and Apply today!". At the bottom of the page is a dark blue footer containing several icons: Calendars, Athletic Tickets, Canvas (with a white arrow pointing to it and the text "Click Here"), Clever, Financial Status, and Get Schooled.

# Canvas Information



On this page you will click the student guide.

Hillsborough Schools  
Digital Classroom




**Canvas for Staff and Students**  
Current HCPS PK-12 staff and students.  
[Student Guide >>](#) [Login >>](#)

**Canvas for HCPS Parents**  
Parents of current HCPS PK-12 students.  
[Forgot/Reset mySPOT password](#)  
[Register >>](#) [Login >>](#)

Department of Children and Families Abuse Hotline





# Canvas Information

You have now accessed the student guide that provides useful information on the use of canvas.

Scroll down for more information.

## Hillsborough Canvas STUDENT Guide



### About This Course

This Hillsborough Canvas Student Guide was created to provide videos and step by step directions to students in order to share how to use Canvas for learning. This guide was made for all students from kindergarten through high school. Students can work through the course at their own pace, or teachers can integrate it into Smart Start Week by importing the modules from Canvas Commons.


☆☆ If you need to reset or establish your student password, click here for instructions☆☆



### Helpful Tips

1. The menu on the left side includes a "Modules" link that you can click on to jump to a specific page or topic in this guide.
2. Click on the blue buttons below to go to the first page of a Topic or "Module."
3. At the bottom of every page, there are arrows to click in order to move forward or backward by page.
4. \*Hint\* Click on Immersive Reader button in the top right corner of a page and then click the Play (triangle) icon at the bottom to read the page to you! Click the back arrow to exit Immersive Reader.

# Canvas Information



When you scroll down you will be able to access information for commonly asked questions such as logging in to canvas.

